

Stylish planning with confidence: use the AXOR ComfortZone test to find the right wash basin for your Axor Montreux mixer – and vice versa.



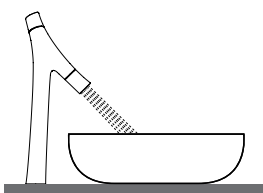
The ideal mixer/wash basin combination: perfectly matched aesthetically, and technologically tested. This prevents any annoying splashing and staining around the wash basin area.



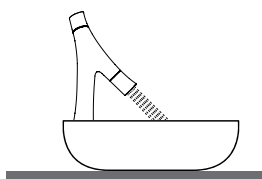
AXOR tested all the AXOR Montreux basin mixers with the leading manufacturers' most popular washbasins in the ComfortZone test, its specially developed realistic test procedure. The space under the mixer and the splash behaviour are tested in this performance test of mixer and basin. Detailed information on the ComfortZone test can be found at: pro.hansgrohe-int.com/axor-washbasin-matrix

CERAMIC TYPES

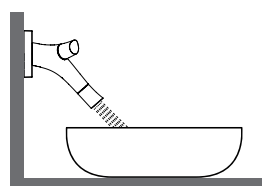
Always find the matching Axor Montreux mixer to go with the familiar basin types. The AXOR ComfortZone test is a comprehensive guidance document for the perfect installation of the mixer and washbasin for pleasant, splash-free washing. Five different ceramic types were tested in the AXOR ComfortZone test:



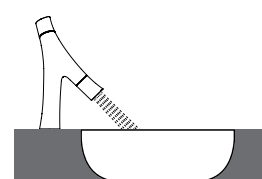
Washbasin with the mixer behind it



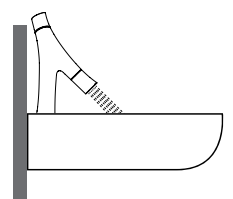
mixer behind it
Washbasin with the mixer on top of it



Washbasin with the mixer on the wall



Undermount or top-mounted basin with free standing mixer



Wall-mounted washbasin with the mixer on it

You can use the results of the ComfortZone test free now at: pro.hansgrohe-int.com/axor-washbasin-matrix

Manufacturer and washbasin line

The screenshot shows a PDF document with two tables of recommended combinations. The first table is for 'AXOR Montreux' and the second is for 'Ino'. Both tables list various mixer models and washbasin models, with checkmarks indicating recommended combinations. Below the tables are diagrams showing mounting dimensions for different installation situations.

AXOR Montreux

mixer and item number

Recommended combinations

WASHBASIN WITH ITEM

NUMBER AND DETAILS OF

SIZE (different item

numbers refer to different version

of taphole and overflow versions)

Mounting dimensions

for different installation

situations

- Comfortzone Test
- Instructions
- Duravit 1930
- Duravit 2nd floor
- Duravit Me by Starck
- Duravit Starck 1/2
- Duravit Vero
- Laufen Kartell / Ino
- Villeroy & Boch Memento
- Villeroy & Boch Hommage

✓ = Recommended combination / ● = Taphole pushed through / ○ = Prepared taphole / ⊗ = Without taphole

Information WASHBASIN TYPE

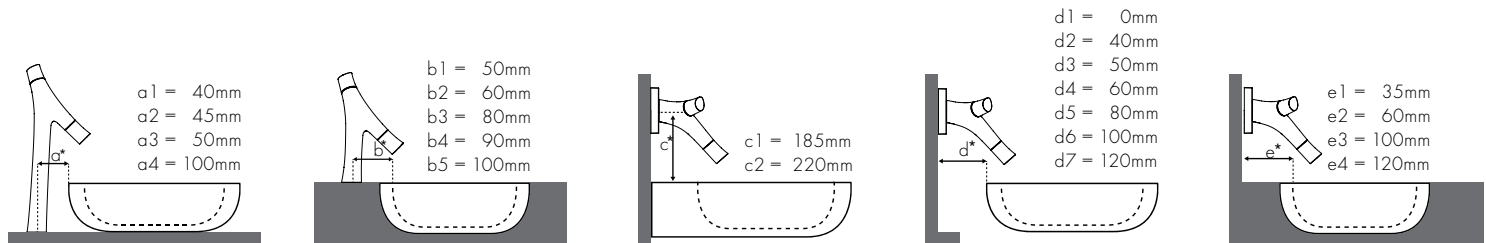
The TABLE OF CONTENTS makes it easy to get to your chosen ceramic line.

WICH AXOR MONTREUX MIXER SUITS WHICH BASIN ?



DURAVIT

AXOR Montreux																				
			#16515000	#16516000	#16517000	#16518000	#16502000	#16506000	#16505000	#16535000	#16536000	#16510000	#16511000	#16532000	#16514000	Spout length 165mm		Spout length 225mm		
1930		600 x 410	#04386...00 ●	✓	✓	✓	✓	✓	✓	✓	✓	✓	✓	✓						
		800 x 550	#04388...00 ○ #04388...30 ●	✓	✓	✓	✓	✓	✓	✓	✓	✓	✓	✓						
		500 x 365	#07855...00 ●	✓	✓				✓											
		580 x 470	#047658...00 ○ #047658...30 ●	✓	✓	✓	✓	✓	✓	✓	✓	✓	✓	✓						



✓ = Recommended combination / ● = Taphole pushed through / ○ = Prepared taphole / ⊗ = Without taphole

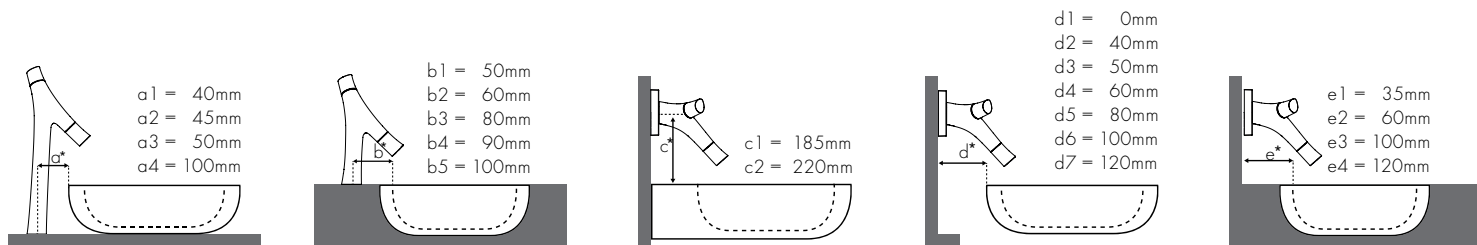


WICH AXOR MONTREUX MIXER SUITS WHICH BASIN ?



DURAVIT

AXOR Montreux																				
			#16515000	#16516000	#16517000	#16518000	#16502000	#16506000	#16505000	#16535000	#16536000	#16510000	#16511000	#16532000	#16514000	Spout length 165mm		Spout length 225mm		
2nd floor																				
	555 x 380	#031653.00 ⊗	✓ b1	✓ b1	✓ b1	✓ b1	✓ b1	✓ b1				✓ b1	✓ b1	✓ b1	✓ b1	✓ e1 c2	✓ e1 c2	✓ e3 c2	✓ e3 c2	
	580 x 410	#031758.00 ⊗				✓ a1	✓ a1					✓ a1	✓ a1	✓ a1	✓ a1	✓ d2 c2	✓ d2 c2	✓ d3 c2	✓ d3 c2	
	600 x 430	#034760.00 ● #034760.30 ●			✓	✓	✓	✓	✓			✓	✓	✓	✓					
	600 x 430	#04916...27 ● #04916...25 ● #04916...28 ⊗			✓	✓	✓	✓	✓					✓	✓				✓ d3 c2	✓ d3 c2



✓ = Recommended combination / ● = Taphole pushed through / ○ = Prepared taphole / ⊗ ⊗ Without taphole

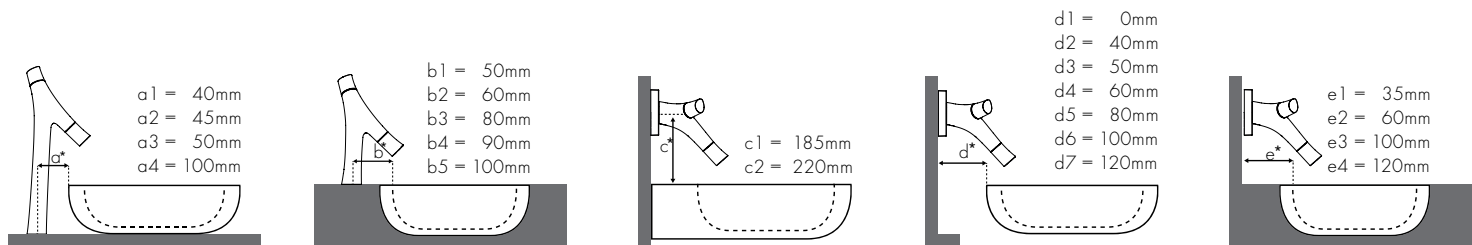


WICH AXOR MONTREUX MIXER SUITS WHICH BASIN ?

AXOR

DURAVIT

AXOR Montreux																				
			#16515000	#16516000	#16517000	#16518000	#16502000	#16506000	#16505000	#16535000	#16536000	#16510000	#16511000	#16532000	#16514000	Spout length 165mm		Spout length 225mm		
Me by Starck			#16515000	#16516000	#16517000	#16518000	#16502000	#16506000	#16505000	#16535000	#16536000	#16510000	#16511000	#16532000	#16514000	#16532000	#16534000	#16532000	#16534000	
	630 x 490	#233663..00 ● #233663..30 ●	✓	✓	✓	✓	✓	✓	✓	✓	✓	✓	✓	✓						
	830 x 490	#233683..00 ● #233683..30 ●	✓	✓	✓	✓	✓	✓	✓	✓	✓	✓	✓	✓						
	550 x 440	#233555..00 ● #233555..30 ●	✓	✓	✓	✓	✓	✓	✓	✓	✓	✓	✓	✓						
	600 x 460	#233560..00 ● #233560..30 ●	✓	✓	✓	✓	✓	✓	✓	✓	✓	✓	✓	✓						
	600 x 490	#233565..00 ● #233565..30 ●	✓	✓	✓	✓	✓	✓	✓	✓	✓	✓	✓	✓						



✓ = Recommended combination / ● = Taphole pushed through / ○ = Prepared taphole / ⊗ = Without taphole



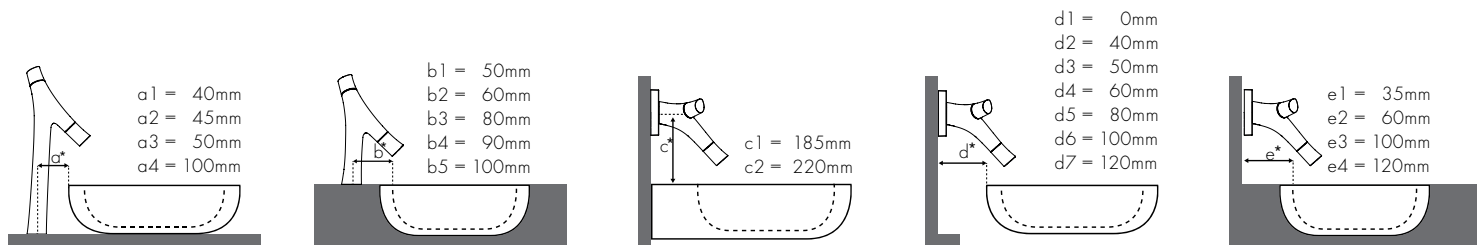
WICH AXOR MONTREUX MIXER SUITS WHICH BASIN ?



DURAVIT

AXOR Montreux																				
			#16515000	#16516000	#16517000	#16518000	#16502000	#16506000	#16505000	#16535000	#16536000	#16510000	#16511000	#16532000	#16514000	Spout length 165mm		Spout length 225mm		
Starck 1																				
	330 x 330	#040833..00 ⊗													✓ c1 d2	✓ c1 d2	✓ c1 d2	✓ c1 d2		
	460 x 460	#044546..00 ⊗													✓ c2 d3	✓ c2 d3	✓ c2 d3	✓ c2 d3		
	480 x 480	#044648..00 ●	✓	✓	✓	✓	✓	✓												
	530 x 530	#044753..00 ⊗													✓ c2 d3	✓ c2 d3				

AXOR Montreux																				
			#16515000	#16516000	#16517000	#16518000	#16502000	#16506000	#16505000	#16535000	#16536000	#16510000	#16511000	#16532000	#16514000	#16532000	#16534000	#16532000	#16534000	
Starck 2																				
	435 x 395	#232144..00 ⊗								✓ a1	✓ a1	✓ a1	✓ a1	✓ c2 d5	✓ c2 d5	✓ c2 d4	✓ c2 d4			



✓ = Recommended combination / ● = Taphole pushed through / ○ = Prepared taphole / ⊗ = Without taphole



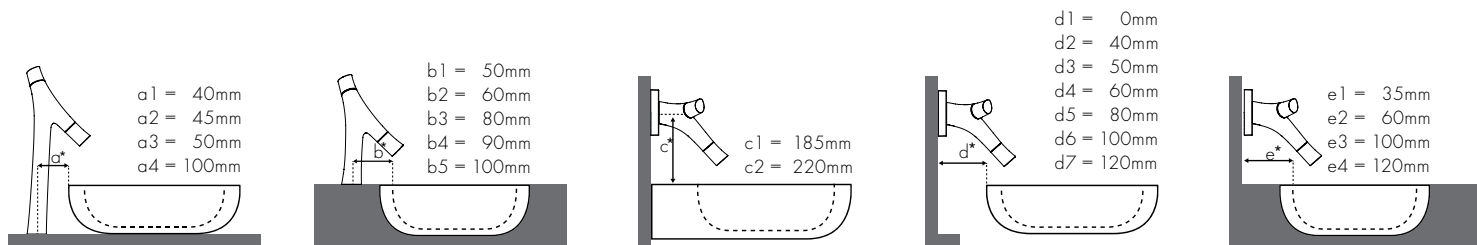
WICH AXOR MONTREUX MIXER SUITS WHICH BASIN ?

AXOR

LAUFEN

AXOR Montreux																								
			#16515000	#16516000	#16517000	#16518000	#16502000	#16506000	#16505000	#16535000	#16536000	#16510000	#16511000	#16532000	#16514000	Spout length 165mm		Spout length 225mm						
	600 x 460	#810334104 ●	✓	✓	✓	✓	✓	✓																
		#810334108 ●	✓	✓	✓	✓	✓	✓					✓	✓	✓	✓	✓	✓	✓	✓	✓	✓	✓	✓
		#810334112 ⊗																						
	420 x 420	#812331112 ⊗																						
	460 x 460	#815331104 ●	✓	✓																				
		#815331108 ●																						
		#815331112 ⊗																						

AXOR Montreux																							
			#16515000	#16516000	#16517000	#16518000	#16502000	#16506000	#16505000	#16535000	#16536000	#16510000	#16511000	#16532000	#16514000	Spout length 165mm		Spout length 225mm					
	350 x 365	#817301112 ⊗	✓	✓	✓	✓	✓	✓															



✓ = Recommended combination / ● = Taphole pushed through / ○ = Prepared taphole / ⊗ = Without taphole

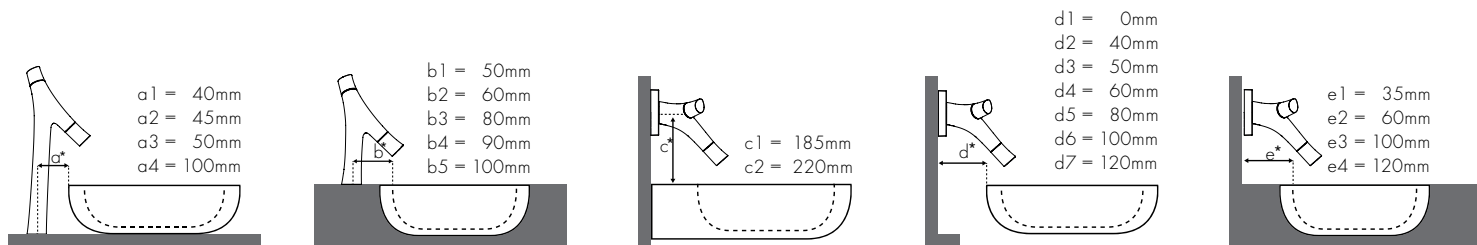


WICH AXOR MONTREUX MIXER SUITS WHICH BASIN ?



VILLEROY & BOCH

AXOR Montreux			[Faucet Icon]		[Faucet Icon]		[Faucet Icon]		[Faucet Icon]		[Faucet Icon]		[Faucet Icon]		Spout length 165mm		Spout length 225mm		
			#16515000	#16516000	#16517000	#16518000	#16502000	#16506000	#16505000	#16535000	#16536000	#16510000	#16511000	#16532000	#16514000	#16532000	#16534000	#16532000	#16534000
Memento																			
	500 x 420	#513551 #513552	● ⊗	✓	✓	✓	✓	✓	✓			✓	✓	✓	✓				
	600 x 420	#513561 #513562	● ⊗	✓	✓	✓	✓	✓	✓			✓	✓	✓	✓				
	800 x 470	#51338G #51338F	● ⊗	✓	✓	✓	✓	✓	✓			✓	✓	✓	✓				



✓ = Recommended combination / ● = Taphole pushed through / ○ = Prepared taphole / ⊗ = Without taphole

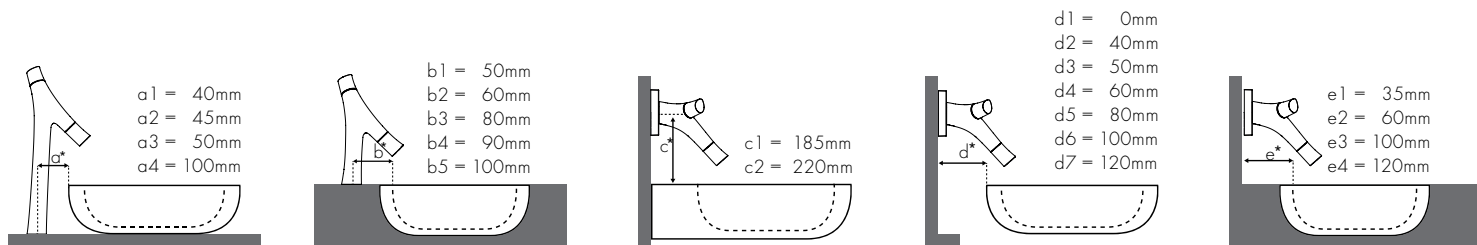


WICH AXOR MONTREUX MIXER SUITS WHICH BASIN ?



VILLEROY & BOCH

AXOR Montreux			Single-lever		Single-lever		Single-lever		Single-lever		Single-lever		Single-lever		Single-lever		Single-lever		
			#16515000	#16516000	#16517000	#16518000	#16502000	#16506000	#16505000	#16535000	#16536000	#16510000	#16511000	#16532000	#16514000	Spout length 165mm		Spout length 225mm	
Hommage			#16515000	#16516000	#16517000	#16518000	#16502000	#16506000	#16505000	#16535000	#16536000	#16510000	#16511000	#16532000	#16514000	#16532000	#16534000	#16532000	#16534000
	500 x 410	#730150 ●	✓	✓					✓										
	630 x 525	#710263 ● #7102A1 ●	✓	✓	✓	✓	✓	✓	✓	✓	✓	✓	✓	✓	✓				
	650 x 530	#710165 ● #7101A2 ●	✓	✓	✓	✓	✓	✓	✓	✓	✓	✓	✓	✓	✓				
	750 x 580	#710175 ● #7101A1 ●	✓	✓	✓	✓	✓	✓	✓	✓	✓	✓	✓	✓	✓				



✓ = Recommended combination / ● = Taphole pushed through / ○ = Prepared taphole / ⊗ = Without taphole

